

THANK YOU FOR CHOOSING ARMOR EXPRESS



ARMOR EXPRESS

These instructions are intended to aid an agency during the measurement process for their Armor Express concealable body armor. These guidelines will help ensure proper armor fit and coverage. We are proud to serve those who protect us.

All of our sizing resources can be found on our website:

WWW.ARMOREXPRESS.COM

Our sizing videos can be found in our video section of our website under MEDIA

< < IMPORTANT INSTRUCTIONS > >

Sizing with SIZING VESTS:

Use the [Male/Gender Neutral \(or Female\) Sizing Instructions - With Sizing Vests](#) video
Fill out the [Male/Gender Neutral \(or Female\) BRAVO Concealable Sizing Vest Instruction](#) form
Fill in contact details, deviation details, and sign the [Male \(or Female\) Concealable Sizing](#) form
Submit the completed above forms [along with your order](#) to orders@armorexpress.com



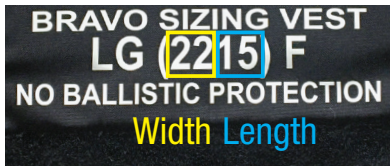
Sizing with TAPE MEASURER (WITHOUT SIZING VESTS):

Use the [Male/Gender Neutral \(or Female\) Sizing Instructions](#) video
Fill out the [Male/Gender Neutral \(or Female\) Concealable Sizing Instruction](#) form
Fill out all applicable fields, and sign the [Male \(or Female\) Concealable Sizing](#) form
Submit the completed above form [along with your order](#) to orders@armorexpress.com



MALE/GENDER NEUTRAL BRAVO CONCEALABLE SIZING VEST INSTRUCTION

For proper sizing the officer shall wear their duty pants, duty belt, and the garment normally worn under the uniform shirt. The officer should not artificially adjust the height of their duty belt. The officer should not sit or stand artificially erect. A separate person should conduct the sizing.



FINAL MEASUREMENTS

Front Width	Front Length	Back Width	Back Length
/			

- The front and back panels do not have to be identical to achieve an optimum fit. Back width cannot be more than 2" wider than front.
- Ensure the officer is comfortable with armor coverage determined by your measurements.
- Once you have determined the size, record it above. Submit it along with your order to Armor Express.



TORSO-GIRTH MEASUREMENT

(Standing) Measure around the back and widest part of the abdomen using the navel as a reference. Determine the sizing vest to use by matching this value on the Male/Gender Neutral Bravo Sizing Chart.



DONN VEST AND ADJUST

(Standing) Have the officer don the vest. Adjust the vest using the shoulders and waist straps so it provides a proper fit.

EVALUATE THE FIT

The center of the top front panel should be aligned with the bottom of the suprasternal notch. The top center of the rear panel should be even with the most prominent cervical vertebrae of the back (generally 2" below the top edge of the t-shirt.)

Have the officer extend their arms in a driving and shooting position. Check the amount of upper chest coverage received from the sizing panel and ensure it does not limit their range of motion. If needed adjust sizing vest either to a larger or smaller size.



SEATED FRONT LENGTH MEASUREMENT

(Seated, round value down) Using the numbered tape extensions at the bottom of the sizing vest, find where the tape and the duty belt meet. Add the corresponding value to the front length measurement, **this is your front length measurement (ie. 2217).**



STANDING BACK LENGTH MEASUREMENT

(Standing, round value down) Using the numbered tape extensions at the bottom of the sizing vest find where the tape and the duty belt meet. Note the corresponding value – add this to the size of the panel, **this is your back length measurement (ie. 2217).**



DETERMINING OVERLAP PROTECTION

(Standing, round value up) Adjust the front and back panels so that the panels are meeting or have an equal amount of gap/overlap on both sides. Pull the numbered tape extensions towards the rear panel to match the desired overlap for the officer – add this to the width size of the back panel, **this is your back width measurement (shown here with a 2" overlap at 2215).**

FRONT WIDTH MEASUREMENT

The front width matches the value listed on the selected front sizing vest (ie. 2215).

MALE/GENDER-NEUTRAL CONCEALABLE SIZING INSTRUCTIONS

These instructions are a supplement to the **Male/Gender-Neutral Concealable Sizing Form** (a separate document). To ensure the proper fit, be precise and record all the requested measurements on the **Male/Gender-Neutral Concealable Sizing Form**. During sizing, the officer should wear their on-duty undergarment, duty pants and duty belt. The officer should not artificially adjust the height of their duty belt. The officer should not sit or stand artificially erect. A separate person should conduct the measuring using a vinyl or cloth measuring tape. Ensure the tape remains leveled and snug; do not over tighten.

NECESSARY TOOLS

- Male/Gender-Neutral Sizing Form
- Male/Gender-Neutral BRAVO or LEGACY Sizing Chart
- Writing Utensil
- Armless Chair
- Soft Tape Measure



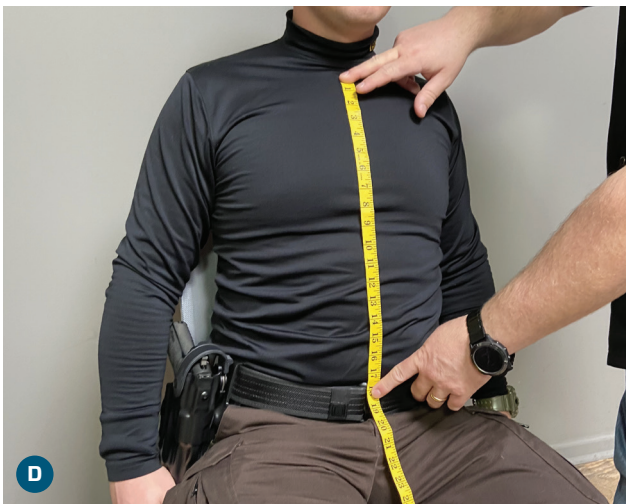
A CHEST MEASUREMENT (Standing) Measure the fullest part of the chest by placing the tape under the arms, across the the shoulder blades and around the chest. Rounding up to the nearest inch - **Record measurement.**



B TORSO GIRTH (Standing) Measure around the back and widest part of the abdomen using the navel as a reference. Rounding up to the nearest inch - **Record measurement.**



C BACK LENGTH MEASUREMENT (Standing) Measure from the most prominent cervical down to the top of the duty belt. Rounding down to the nearest inch - **Record measurement.**



D SEATED SUPRASTERNAL NOTCH TO DUTY BELT (Seated) Measure from the bottom of the suprasternal notch down to the top of the duty belt. Rounding down to the nearest inch - **Record measurement.** This measurement is referred to as “Center Front” on the Male/Gender-Neutral BRAVO or LEGACY Sizing Chart.



E STANDING SUPRASTERNAL NOTCH TO DUTY BELT (Standing) Measure from the bottom of the suprasternal notch down to the top of the duty belt. - Rounding down to the nearest inch - **Record measurement.** This measurement is used as a reference point for armor coverage between sitting and standing.

MALE/GENDER-NEUTRAL CONCEALABLE SIZING FORM

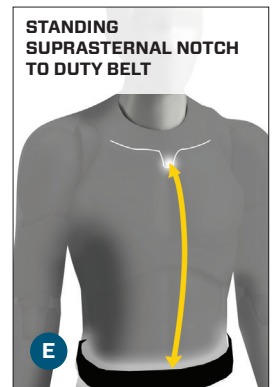
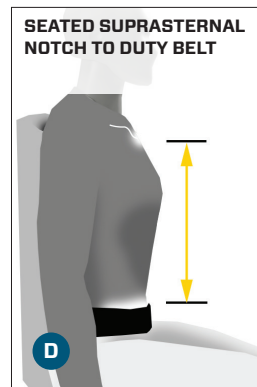
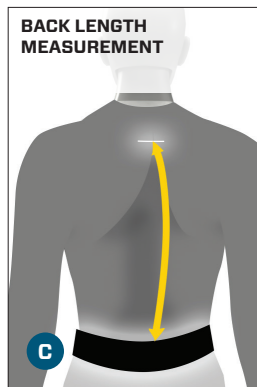
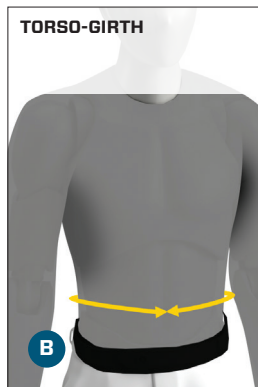
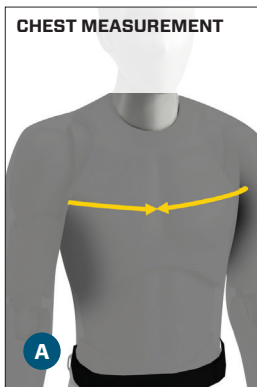


ARMOR EXPRESS • PO BOX 516 • CENTRAL LAKE, MI 49622 • PHONE: (866) 357-3845 • FAX: (231) 544-6734 • ORDERS@ARMOREXPRESS.COM

OFFICER'S FULL NAME _____ BADGE NO. _____
 DEPARTMENT _____
 SHIPPING ADDRESS _____ DATE _____
 CITY _____ STATE _____ ZIP _____
 TELEPHONE NO. () _____ E-MAIL ADDRESS _____
 DATE SIZED _____ SIZED BY _____ DEALER'S NAME _____

1. Always take measurements with a partner. Never measure yourself.
2. Wear t-shirt and duty gear when being measured.
3. Use soft tape measure.
4. Read all instructions carefully and complete all requested information.
5. Refer to **MALE/GENDER-NEUTRAL CONCEALABLE SIZING INSTRUCTIONS** and record all requested information.

HEIGHT: _____ FT. _____ INS. WEIGHT: _____ LBS.



- A CHEST MEASUREMENT**
(Standing) Measure the fullest part of the chest by placing the tape under the arms, across the shoulder blades and around the chest. Round up to the nearest inch - **Record measurement.** _____ ins.
- B TORSO-GIRTH**
(Standing) Measure around the back and widest part of the abdomen using the navel as a reference. Round up to the nearest inch - **Record measurement.** _____ ins.
- C BACK LENGTH MEASUREMENT**
(Standing) Measure from the most prominent cervical down to the top of the duty belt. Round down to the nearest inch - **Record measurement.** _____ ins.
- D SEATED SUPRASTERNAL NOTCH TO DUTY BELT**
(Seated) Measure from the bottom of the suprasternal notch down to the top of the duty belt. Round down to the nearest inch - **Record measurement.** This measurement is referred to as "Center Front" on the Male/Gender-Neutral BRAVO or LEGACY Sizing Chart. _____ ins.
- E STANDING SUPRASTERNAL NOTCH TO DUTY BELT**
(Standing) Measure from the bottom of the suprasternal notch down to the top of the duty belt. Round down to the nearest inch - **Record measurement.** This measurement is used as a reference point for armor coverage between sitting and standing. _____ ins.

OVERLAP

☐ BUTT FIT = **ADD 1 INCH** ☐ 1" OVERLAP = **ADD 3 INCHES** ☐ 2" OVERLAP = **ADD 5 INCHES**

TOTAL GIRTH
(B Torso-Girth + Overlap) **F** _____ ins.

BRAVO FINAL CONCEALABLE MEASUREMENT

OR

LEGACY FINAL CONCEALABLE MEASUREMENT

FRONT WIDTH / FRONT LENGTH / BACK WIDTH / BACK LENGTH
F ÷ 2 **D** **F** ÷ 2 **C**
 WIDTH: 16", 17", 18", 19", 20", 21", 22", 23", 24", 25", 26", 27", 28", 29", 30", 31", 32", 33", 34", 35"
 LENGTH: 12", 13", 14", 15", 16", 17", 18", 19", 20", 21", 22"

(For BRAVO panels, the back width cannot be more than 2" wider than the front panel width) (Length of front and rear panels are generally the same)

FRONT WIDTH / FRONT LENGTH / BACK WIDTH / BACK LENGTH
F ÷ 2 **D** **F** ÷ 2 **C**
 WIDTH: 14", 17", 20", 22", 25", 28", 30" LENGTH: 12", 13", 14", 15", 16", 17", 18", 19", 20", 21", 22", 23"

(For LEGACY Panels the front panel must be as wide or wider than the rear panel for wrap-around coverage) (Length of front and rear panels are generally the same)

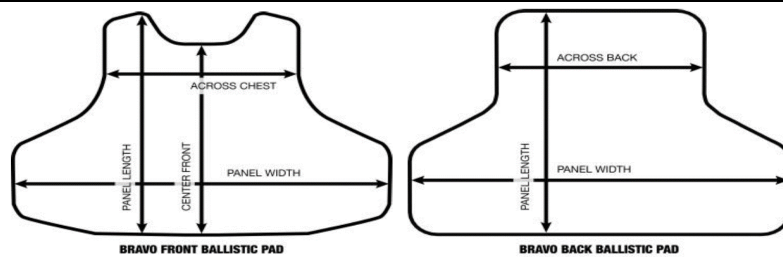
OFFICER SIGNATURE _____

Male Gender-Neutral BRAVO Sizing Chart

PANEL LENGTH	PANEL WIDTH		16"	17"	18"	19"	20"	21"	22"	23"	24"	25"	26"	27"	28"	29"	30"	31"	32"	33"	34"	35"
	CENTER FRONT	AT SHOULDER	CROSS CHEST	CROSS CHEST	CROSS CHEST	CROSS CHEST	CROSS CHEST	CROSS CHEST	CROSS CHEST	CROSS CHEST	CROSS CHEST	CROSS CHEST	CROSS CHEST	CROSS CHEST	CROSS CHEST	CROSS CHEST	CROSS CHEST	CROSS CHEST	CROSS CHEST	CROSS CHEST	CROSS CHEST	CROSS CHEST
12	10.00	8.5"	8.875"	9.25"	9.50"	9.875"	10.25"	10.50"	10.75"	11.0"	11.25"	11.50"	11.75"	12.0"	12.25"	12.5"	12.75"	13.0"	13.25"	13.50"	13.75"	14.0"
	12.00	9.125"	9.5"	9.875"	10.25"	10.625"	11.0"	11.25"	11.50"	11.75"	12.0"	12.25"	12.5"	12.75"	13.0"	13.25"	13.5"	13.75"	14.0"	14.25"	14.5"	14.75"
13	11.00	8.5"	8.875"	9.25"	9.50"	9.875"	10.25"	10.50"	10.75"	11.0"	11.25"	11.50"	11.75"	12.0"	12.25"	12.5"	12.75"	13.0"	13.25"	13.50"	13.75"	14.0"
	13.00	9.125"	9.5"	9.875"	10.25"	10.625"	11.0"	11.25"	11.50"	11.75"	12.0"	12.25"	12.5"	12.75"	13.0"	13.25"	13.5"	13.75"	14.0"	14.25"	14.5"	14.75"
14	12.00	8.5"	8.875"	9.25"	9.50"	9.875"	10.25"	10.50"	10.75"	11.0"	11.25"	11.50"	11.75"	12.0"	12.25"	12.5"	12.75"	13.0"	13.25"	13.50"	13.75"	14.0"
	14.00	9.125"	9.5"	9.875"	10.25"	10.625"	11.0"	11.25"	11.50"	11.75"	12.0"	12.25"	12.5"	12.75"	13.0"	13.25"	13.5"	13.75"	14.0"	14.25"	14.5"	14.75"
15	13.00	8.5"	8.875"	9.25"	9.50"	9.875"	10.25"	10.50"	10.75"	11.0"	11.25"	11.50"	11.75"	12.0"	12.25"	12.5"	12.75"	13.0"	13.25"	13.50"	13.75"	14.0"
	15.00	9.125"	9.5"	9.875"	10.25"	10.625"	11.0"	11.25"	11.50"	11.75"	12.0"	12.25"	12.5"	12.75"	13.0"	13.25"	13.5"	13.75"	14.0"	14.25"	14.5"	14.75"
16	14.00	8.5"	8.875"	9.25"	9.50"	9.875"	10.25"	10.50"	10.75"	11.0"	11.25"	11.50"	11.75"	12.0"	12.25"	12.5"	12.75"	13.0"	13.25"	13.50"	13.75"	14.0"
	16.00	9.125"	9.5"	9.875"	10.25"	10.625"	11.0"	11.25"	11.50"	11.75"	12.0"	12.25"	12.5"	12.75"	13.0"	13.25"	13.5"	13.75"	14.0"	14.25"	14.5"	14.75"
17	15.00	8.5"	8.875"	9.25"	9.50"	9.875"	10.25"	10.50"	10.75"	11.0"	11.25"	11.50"	11.75"	12.0"	12.25"	12.5"	12.75"	13.0"	13.25"	13.50"	13.75"	14.0"
	17.00	9.125"	9.5"	9.875"	10.25"	10.625"	11.0"	11.25"	11.50"	11.75"	12.0"	12.25"	12.5"	12.75"	13.0"	13.25"	13.5"	13.75"	14.0"	14.25"	14.5"	14.75"
18	16.00	8.5"	8.875"	9.25"	9.50"	9.875"	10.25"	10.50"	10.75"	11.0"	11.25"	11.50"	11.75"	12.0"	12.25"	12.5"	12.75"	13.0"	13.25"	13.50"	13.75"	14.0"
	18.00	9.125"	9.5"	9.875"	10.25"	10.625"	11.0"	11.25"	11.50"	11.75"	12.0"	12.25"	12.5"	12.75"	13.0"	13.25"	13.5"	13.75"	14.0"	14.25"	14.5"	14.75"
19	17.00	8.5"	8.875"	9.25"	9.50"	9.875"	10.25"	10.50"	10.75"	11.0"	11.25"	11.50"	11.75"	12.0"	12.25"	12.5"	12.75"	13.0"	13.25"	13.50"	13.75"	14.0"
	19.00	9.125"	9.5"	9.875"	10.25"	10.625"	11.0"	11.25"	11.50"	11.75"	12.0"	12.25"	12.5"	12.75"	13.0"	13.25"	13.5"	13.75"	14.0"	14.25"	14.5"	14.75"
20	18.00	8.5"	8.875"	9.25"	9.50"	9.875"	10.25"	10.50"	10.75"	11.0"	11.25"	11.50"	11.75"	12.0"	12.25"	12.5"	12.75"	13.0"	13.25"	13.50"	13.75"	14.0"
	20.00	9.125"	9.5"	9.875"	10.25"	10.625"	11.0"	11.25"	11.50"	11.75"	12.0"	12.25"	12.5"	12.75"	13.0"	13.25"	13.5"	13.75"	14.0"	14.25"	14.5"	14.75"
21	19.00	8.5"	8.875"	9.25"	9.50"	9.875"	10.25"	10.50"	10.75"	11.0"	11.25"	11.50"	11.75"	12.0"	12.25"	12.5"	12.75"	13.0"	13.25"	13.50"	13.75"	14.0"
	21.00	9.125"	9.5"	9.875"	10.25"	10.625"	11.0"	11.25"	11.50"	11.75"	12.0"	12.25"	12.5"	12.75"	13.0"	13.25"	13.5"	13.75"	14.0"	14.25"	14.5"	14.75"
22	20.00	8.5"	8.875"	9.25"	9.50"	9.875"	10.25"	10.50"	10.75"	11.0"	11.25"	11.50"	11.75"	12.0"	12.25"	12.5"	12.75"	13.0"	13.25"	13.50"	13.75"	14.0"
	22.00	9.125"	9.5"	9.875"	10.25"	10.625"	11.0"	11.25"	11.50"	11.75"	12.0"	12.25"	12.5"	12.75"	13.0"	13.25"	13.5"	13.75"	14.0"	14.25"	14.5"	14.75"

BRAVO MALE STANDARD SIZING CHART				
SIZE	CHEST	WAIST	FRONT PANEL	BACK PANEL
XSM	30"-32"	26"-27"	1712	1712
SM	33"-36"	28"-30"	1813	1813
MD	37"-40"	32"-34"	2014	2014
LG	41"-44"	36"-38"	2215	2215
XL	46"-48"	40"-42"	2416	2416
2XL	50"-52"	44"-46"	2617	2617
3XL	54"-56"	48"-50"	2818	2818
4XL	58"-60"	52"-54"	3019	3019

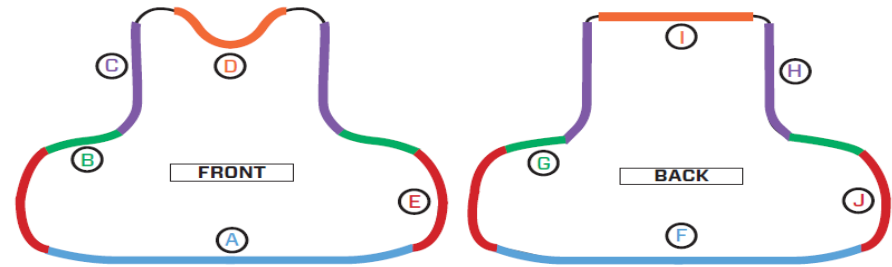
F472 Rev Rel (04/02/2020)



LEGACY Male / Gender - Neutral Sizing Chart

PANEL WIDTH		14"	17"	20"	22"	25"	28"	30"
PANEL LENGTH	12	CENTER FRONT	ACROSS CHEST	ACROSS CHEST	ACROSS CHEST	ACROSS CHEST	ACROSS CHEST	ACROSS CHEST
		9.50	12.00	12.00	12.00	12.00	14.00	14.00
		AT SHOULDER	ACROSS BACK	ACROSS BACK	ACROSS BACK	ACROSS BACK	ACROSS BACK	ACROSS BACK
	13	12.00	11.25	11.25	11.25	11.25	14.00	14.00
		CENTER FRONT	ACROSS CHEST	ACROSS CHEST	ACROSS CHEST	ACROSS CHEST	ACROSS CHEST	ACROSS CHEST
		10.50	12.00	12.00	12.00	12.00	14.00	14.00
	14	AT SHOULDER	ACROSS BACK	ACROSS BACK	ACROSS BACK	ACROSS BACK	ACROSS BACK	ACROSS BACK
		13.00	11.25	11.25	11.25	11.25	14.00	14.00
		CENTER FRONT	ACROSS CHEST	ACROSS CHEST	ACROSS CHEST	ACROSS CHEST	ACROSS CHEST	ACROSS CHEST
	15	11.50	12.00	12.00	12.00	12.00	14.00	14.00
		AT SHOULDER	ACROSS BACK	ACROSS BACK	ACROSS BACK	ACROSS BACK	ACROSS BACK	ACROSS BACK
		14.00	11.25	11.25	11.25	11.25	14.00	14.00
	16	CENTER FRONT	ACROSS CHEST	ACROSS CHEST	ACROSS CHEST	ACROSS CHEST	ACROSS CHEST	ACROSS CHEST
		12.50	12.00	12.00	12.00	12.00	14.00	14.00
		AT SHOULDER	ACROSS BACK	ACROSS BACK	ACROSS BACK	ACROSS BACK	ACROSS BACK	ACROSS BACK
	17	15.00	11.25	11.25	11.25	11.25	14.00	14.00
		CENTER FRONT	ACROSS CHEST	ACROSS CHEST	ACROSS CHEST	ACROSS CHEST	ACROSS CHEST	ACROSS CHEST
		13.50	12.00	12.00	12.00	12.00	14.00	14.00
	18	AT SHOULDER	ACROSS BACK	ACROSS BACK	ACROSS BACK	ACROSS BACK	ACROSS BACK	ACROSS BACK
		16.00	11.25	11.25	11.25	11.25	14.00	14.00
		CENTER FRONT	ACROSS CHEST	ACROSS CHEST	ACROSS CHEST	ACROSS CHEST	ACROSS CHEST	ACROSS CHEST
	19	14.50	12.00	12.00	12.00	12.00	14.00	14.00
		AT SHOULDER	ACROSS BACK	ACROSS BACK	ACROSS BACK	ACROSS BACK	ACROSS BACK	ACROSS BACK
		17.00	11.25	11.25	11.25	11.25	14.00	14.00
	20	CENTER FRONT	ACROSS CHEST	ACROSS CHEST	ACROSS CHEST	ACROSS CHEST	ACROSS CHEST	ACROSS CHEST
		15.50	12.00	12.00	12.00	12.00	14.00	14.00
		AT SHOULDER	ACROSS BACK	ACROSS BACK	ACROSS BACK	ACROSS BACK	ACROSS BACK	ACROSS BACK
	21	18.00	11.25	11.25	11.25	11.25	14.00	14.00
		CENTER FRONT	ACROSS CHEST	ACROSS CHEST	ACROSS CHEST	ACROSS CHEST	ACROSS CHEST	ACROSS CHEST
		16.50	12.00	12.00	12.00	12.00	14.00	14.00
	22	AT SHOULDER	ACROSS BACK	ACROSS BACK	ACROSS BACK	ACROSS BACK	ACROSS BACK	ACROSS BACK
		19.00	11.25	11.25	11.25	11.25	14.00	14.00
		CENTER FRONT	ACROSS CHEST	ACROSS CHEST	ACROSS CHEST	ACROSS CHEST	ACROSS CHEST	ACROSS CHEST
	23	18.50	12.00	12.00	12.00	12.00	14.00	14.00
		AT SHOULDER	ACROSS BACK	ACROSS BACK	ACROSS BACK	ACROSS BACK	ACROSS BACK	ACROSS BACK
		21.00	11.25	11.25	11.25	11.25	14.00	14.00
	24	CENTER FRONT	ACROSS CHEST	ACROSS CHEST	ACROSS CHEST	ACROSS CHEST	ACROSS CHEST	ACROSS CHEST
		19.50	12.00	12.00	12.00	12.00	14.00	14.00
		AT SHOULDER	ACROSS BACK	ACROSS BACK	ACROSS BACK	ACROSS BACK	ACROSS BACK	ACROSS BACK
	25	22.00	11.25	11.25	11.25	11.25	14.00	14.00
		CENTER FRONT	ACROSS CHEST	ACROSS CHEST	ACROSS CHEST	ACROSS CHEST	ACROSS CHEST	ACROSS CHEST
		20.50	12.00	12.00	12.00	12.00	14.00	14.00
	26	AT SHOULDER	ACROSS BACK	ACROSS BACK	ACROSS BACK	ACROSS BACK	ACROSS BACK	ACROSS BACK
		23.00	11.25	11.25	11.25	11.25	14.00	14.00
		CENTER FRONT	ACROSS CHEST	ACROSS CHEST	ACROSS CHEST	ACROSS CHEST	ACROSS CHEST	ACROSS CHEST

F472-L Rev Rel (04/15/2020)



FRONT PANEL

- A** Length - 1" increments
- B** Underarm - $\pm 0.5"$ or $\pm 1"$ only
- C** Upper Chest - $\pm 0.5"$ or $\pm 1"$ only
- D** Neckline - $\pm 0.5"$ or $\pm 1"$ only
- E** Width - 1" increments on each side

BACK PANEL

- F** Back Length - 1" increments
- G** Back Underarm - $\pm 0.5"$ or $\pm 1"$ only
- H** Upper Back - $\pm 0.5"$ or $\pm 1"$ only
- I** Back Neckline - $\pm 0.5"$ or $\pm 1"$ only
- J** Back Width - 1" increments on each side

LEGACY TRIM OPTION CODES					
FRONT	1 INCH	1/2 INCH	BACK	1 INCH	1/2 INCH
B	U1	U2	G	BU1	BU2
C	C1	C2	H	BC1	BC2
D	N1	N2	I	BN1	BN2